

The Savannah Spindle Balustrade System

Marble & Resin Composite Product Manufactured By Pacific Columns.

Residential Installations

Straight Applications & Extended For Stair Applications

Product Specifications:

Building codes for residential applications of balusters are typically specified at 36" in height.

<u>Balusters</u>	<u>4" Sphere Code*</u>	<u>Typical Spacing</u>
Rail System Height:	36-3/8"	36-3/8"
Spacing:	2-5/8"	3-1/8"
Spacing On Center:	6"	6-1/2"
Balusters Needed per Linear Foot [LF]	2	1.8
Weight per LF Baluster, Rail & Hardware:	45 lbs.	42 lbs.

<u>Newel Posts</u>	<u>Flat</u>	<u>Peaked</u>	<u>Rounded Cap</u>
6" Newel Post	64.25 lbs.		
6" Half Newel Post	32.13 lbs.		
6" Extended Newel Post	80 lbs.		
12" Newel Post*		137.75 lbs.	145 lbs.
45° Newel Post*		184 lbs.	190.5 lbs.

*Refer to Cambridge Residential Tech Specifications for 12" and 45° newel post dimensions, half and extended newel post weights.

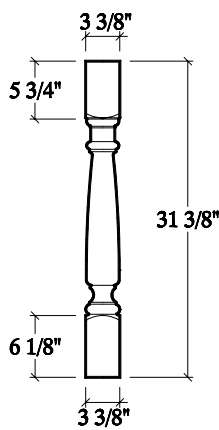
<u>Ball Tops</u>	
Small Ball Top [BT-05]	3.75 lbs.
Small Knob Top [BT-06]	3.75 lbs.
Large Knob Top [BT-12]	7.25 lbs.

Note: Ball Tops are to be used only with rounded or flat cap newel posts.

*4" Sphere Code spacing requires that a 4" ball cannot fit through any spacing between balusters. Customers are responsible for local code adherence.

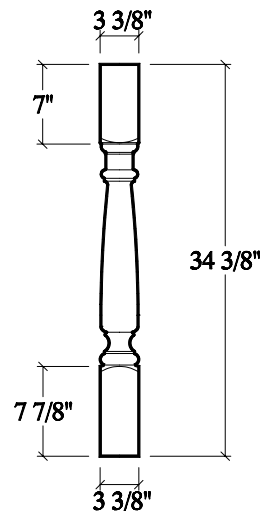
Spindles

Straight Applications Spindles



SS220-31

For Extended Stair Applications



SS220-34 - Extended

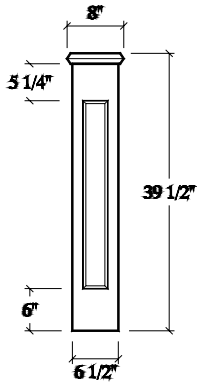
The Savannah Spindle Balustrade System

Marble & Resin Composite Product Manufactured By Pacific Columns.

Residential Installations

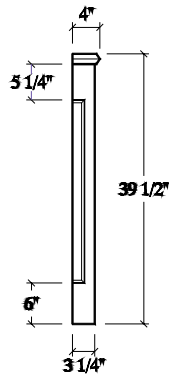
Newel Posts

Newel Post



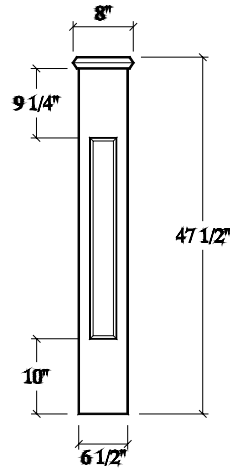
NPF206

Half Newel Post



NPF203-H

Extended Newel Post

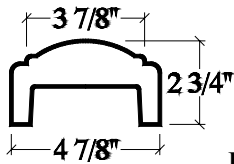


NPF206-X Extended

Note: 12" and 45° Newel Posts can also be used with spindles. See Cambridge Residential Technical Specifications for product drawings and dimensions.

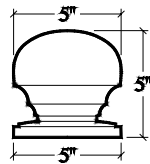
Railings & Ball Tops

Top Railing



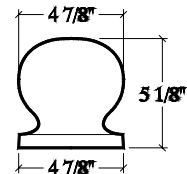
RT201

Small Knob Top



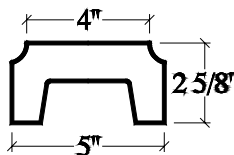
BT-06

Small Ball Top



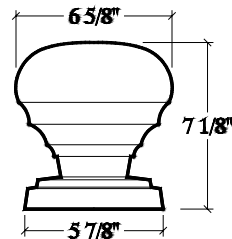
BT-05

Bottom Railing



RB205

Large Knob Top



BT-12

Pacific Columns

1040 S. Melrose
 Placentia, CA 92870
 1.800.294.1098 or 1.714.630.4550
 1.714.630.4549 Fax
 www.pacificcolumns.com