

# The Lexington Spindle Balustrade System

Marble & Resin Composite Product Manufactured By Pacific Columns.

## Residential Installations

### Straight Applications & Extended For Stair Applications

#### Product Specifications:

Building codes for residential applications of balusters are typically specified at 36" in height.

<u>Balusters</u>	<u>4" Sphere Code*</u>	<u>Typical Spacing</u>
Rail System Height:	36-3/4"	36-3/4"
Spacing:	1-3/4"	3-1/4"
Spacing On Center:	5-1/2"	7"
Balusters Needed per Linear Foot [LF]	2.182	1.67
Weight per LF Baluster, Rail & Hardware:	50 lbs.	41 lbs.

<u>Newel Posts</u>	<u>Flat</u>	<u>Peaked</u>	<u>Rounded Cap</u>
6" Newel Post	64.25 lbs.		
6" Half Newel Post	32.13 lbs.		
6" Extended Newel Post	80 lbs.		
12" Newel Post*		137.75 lbs.	145 lbs.
45° Newel Post*		184 lbs.	190.5 lbs.

\*Refer to Cambridge Residential Tech Specifications for 12" and 45° newel post dimensions, half and extended newel post weights.

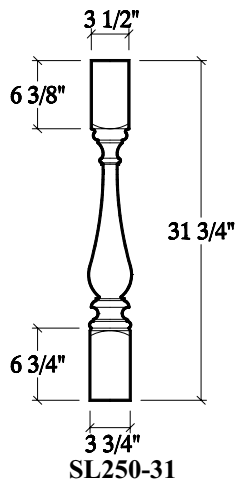
<u>Ball Tops</u>	
Small Ball Top [BT-05]	3.75 lbs.
Small Knob Top [BT-06]	3.75 lbs.
Large Knob Top [BT-12]	7.25 lbs.

Note: Ball Tops are to be used only with rounded or flat cap newel posts.

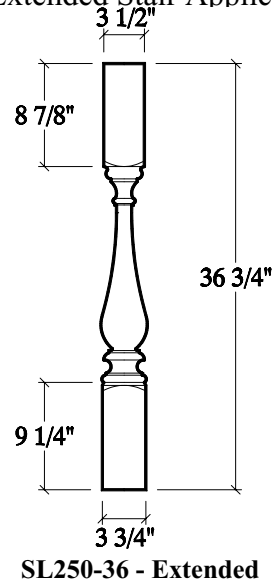
\*4" Sphere Code spacing requires that a 4" ball cannot fit through any spacing between balusters. Customers are responsible for local code adherence.

#### Spindles

##### Straight Applications Spindles



##### For Extended Stair Applications



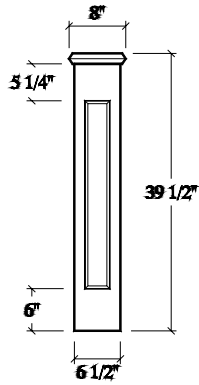
# The Lexington Spindle Balustrade System

Marble & Resin Composite Product Manufactured By Pacific Columns.

## Residential Installations

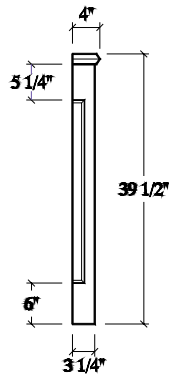
### Newel Posts

Newel Post



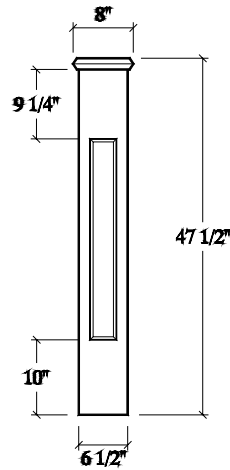
NPF206

Half Newel Post



NPF203-H

Extended Newel Post

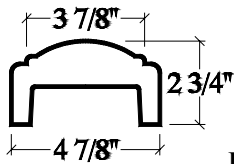


NPF206-X Extended

**Note: 12" and 45° Newel Posts can also be used with spindles. See Cambridge Residential Technical Specifications for product drawings and dimensions.**

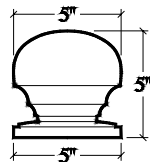
### Railings & Ball Tops

Top Railing



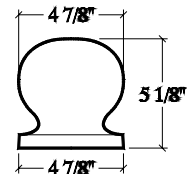
RT201

Small Knob Top



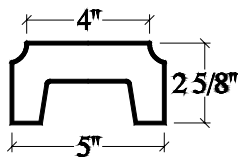
BT-06

Small Ball Top



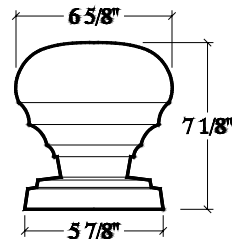
BT-05

Bottom Railing



RB205

Large Knob Top



BT-12

## Pacific Columns

1040 S. Melrose  
 Placentia, CA 92870  
 1.800.294.1098 or 1.714.630.4550  
 1.714.630.4549 Fax  
 www.pacificcolumns.com